




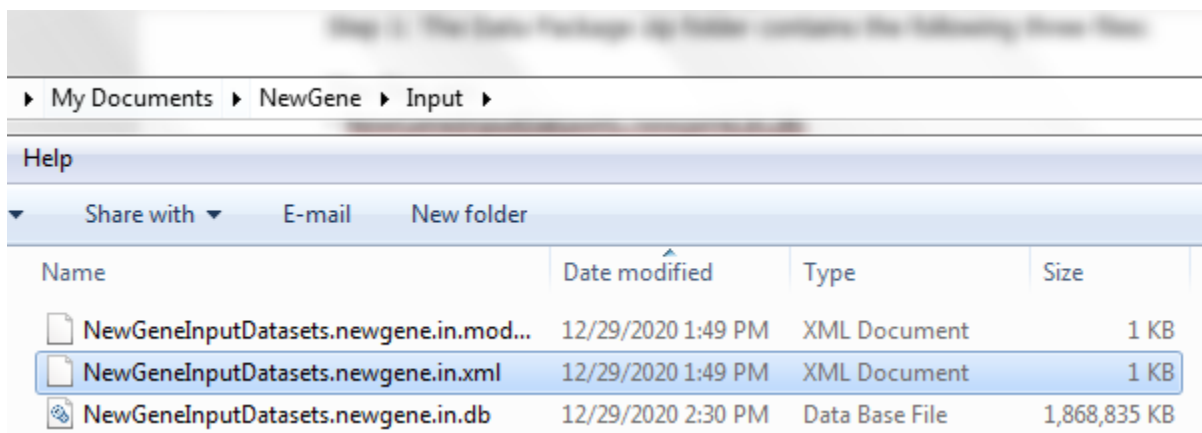
Step 1: The Data Package zip folder contains the following three files:

The files are:

- NewGeneInputDatasets.newgene.in.db
- NewGeneInputDatasets.newgene.in.model.xml
- NewGeneInputDatasets.newgene.in.xml

Name	Type	Compressed size	Password ...	Size
 NewGeneInputDatasets.newgene.i...	Data Base File	357,871 KB	No	1,868,835 KB
 NewGeneInputDatasets.newgene.i...	XML Document	1 KB	No	1 KB
 NewGeneInputDatasets.newgene.i...	XML Document	1 KB	No	1 KB

Step 2: search for the folder 'NewGene\input' (it will likely be in your Documents folder)



Step 3: If there are files already in that folder, delete them.

Step 4: Unzip and then copy the files into this folder.

After all that, open up NewGene and you should be ready to go!